






# RESOURCES

## Natural History Book List for all Forms

 <p><b>Countryside Rambles</b> by WS Furneaux</p> <p>Buy paperback edition, published by Yesterday's Classics at Amazon.co.uk <a href="#">here</a>.</p> <p>OR</p> <p>Buy the eBook edition <a href="#">here</a>.</p>	 <p>Stock on up on some <b>modern British field guides on birds, animals and plants</b>. Some examples are pictured here. These can be supplemented with mobile apps like LeafSnap.</p>
---	---

## Form 1A Upper Book List

 <p><b>Birds of the Air</b> (Book 4 of 'Eyes and no Eyes' series) by Arabella Buckley</p> <p>Buy paperback edition of Book 4 at Amazon.co.uk <a href="#">here</a>.</p> <p>Listen at Librivox <a href="#">here</a>.</p> <p>Download a free copy of 'Eyes and no Eyes' from Internet Archive <a href="#">here</a> (18MB)</p>	 <p><b>More about Wild Nature</b> by Eliza Brightwen</p> <p>Download a free copy <a href="#">here</a> (10MB)</p>	 <p><b>Insect Life</b> (Book 6 of 'Eyes and no Eyes' series) by Arabella Buckley</p> <p>Buy paperback edition of Book 6 at Amazon.co.uk <a href="#">here</a>.</p> <p>Download a free copy of 'Eyes and no Eyes' from Internet Archive <a href="#">here</a> (18MB)</p>
---	---	--

## Additional Form 1A Upper Resources

- ✓ A spiral-bound A5 or A4 sketch book of at least 60 pages, any page thickness (this will be your child's Nature Notebook)
- ✓ Magnifying glass
- ✓ Binoculars
- ✓ Smartphone or camera to take photographs
- ✓ Pencil bag with pencils, eraser, sharpener, scissors, glue and pencil crayons
- ✓ Several clear plastic jars with screw lids
- ✓ Plenty of white copy paper or newsprint for brushdrawing practise
- ✓ Watercolour paper pad of minimum 160gsm thickness, at least 35 sheets (paintings can be cut out and pasted in the Nature Notebook)
- ✓ Size 8, size 6 and size 3 round watercolour paintbrushes
- ✓ Good quality set of watercolour paint tubes of at least 12 colours.
- ✓ Plastic paint mixer tray
- ✓ Set of 12 to 24 soft pastels (NOT oil pastels)
- ✓ Neutral or earth-tone coloured pastel paper pad of 160gsm thickness, at least 12 sheets
- ✓ Fixative spray (so that the pastel drawings don't smudge)
- ✓ Containers for keeping insects e.g. thin glass container for ants, wire gauze container for crickets.

